



Virtual Exchange

“Institutional Coordination for Drought Resilience”

Institutional Coordination for Drought Management in the Philippines

Gina P. Nilo, PhD.

Director

Bureau of Soils and Water Management

Department of Agriculture



Philippine Disaster Risk Profile



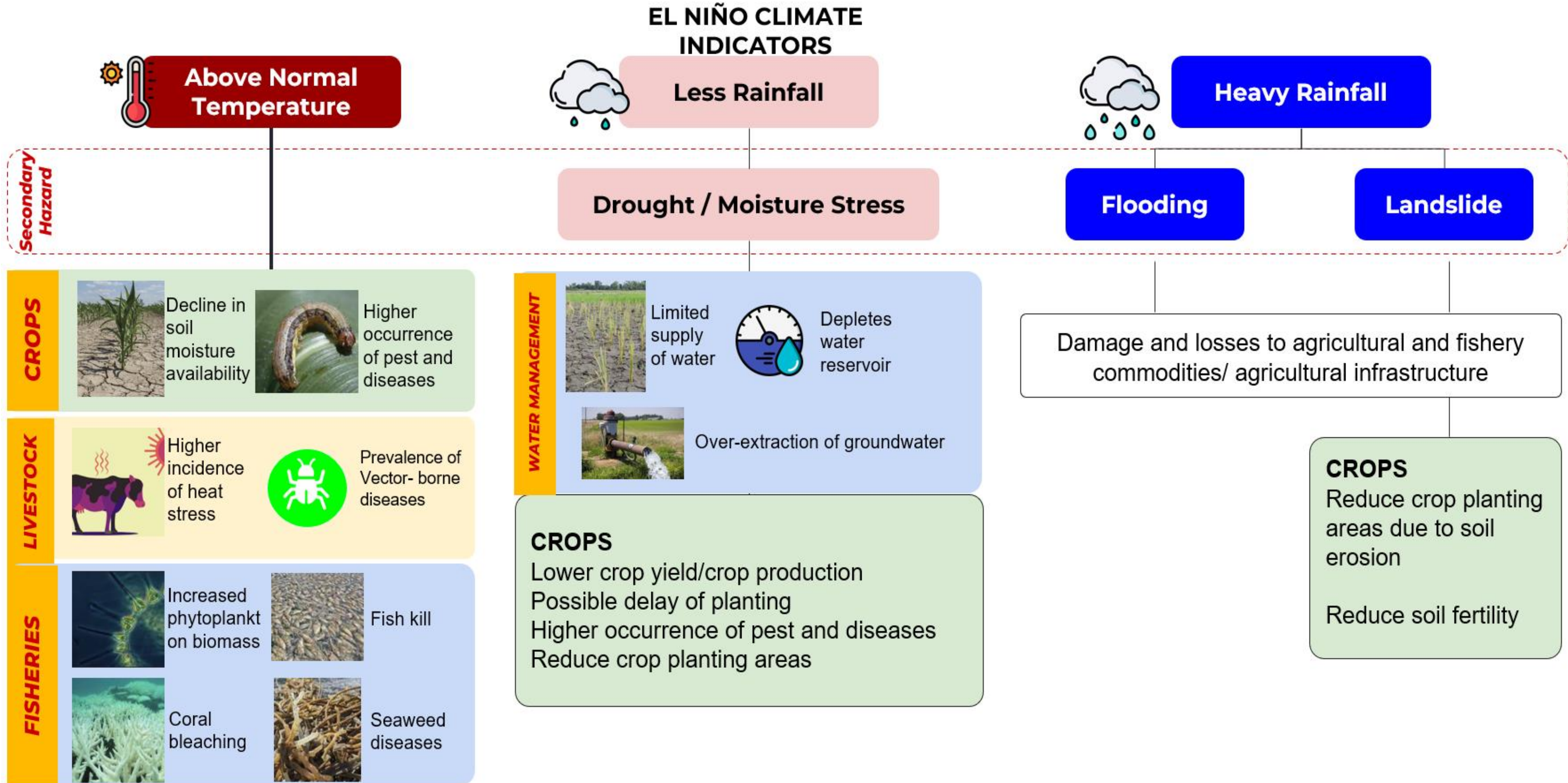
The Philippines, located in the **Pacific typhoon belt**, is hit by around **20 tropical cyclones** every year, and five of these cause significant damage. Its position within the "**Pacific Ring of Fire**" also exposes it to frequent earthquakes and volcanic eruptions, resulting in **high susceptibility** to tsunamis, rising sea levels, storm surges, landslides, floods, and droughts.

This is highlighted in the latest World Risk Report (WRR), which reveals that the Philippines faces the highest global disaster risk, with a **World Risk Index (WRI) of 46.86**.

Historical Damage and Losses Due to El Nino

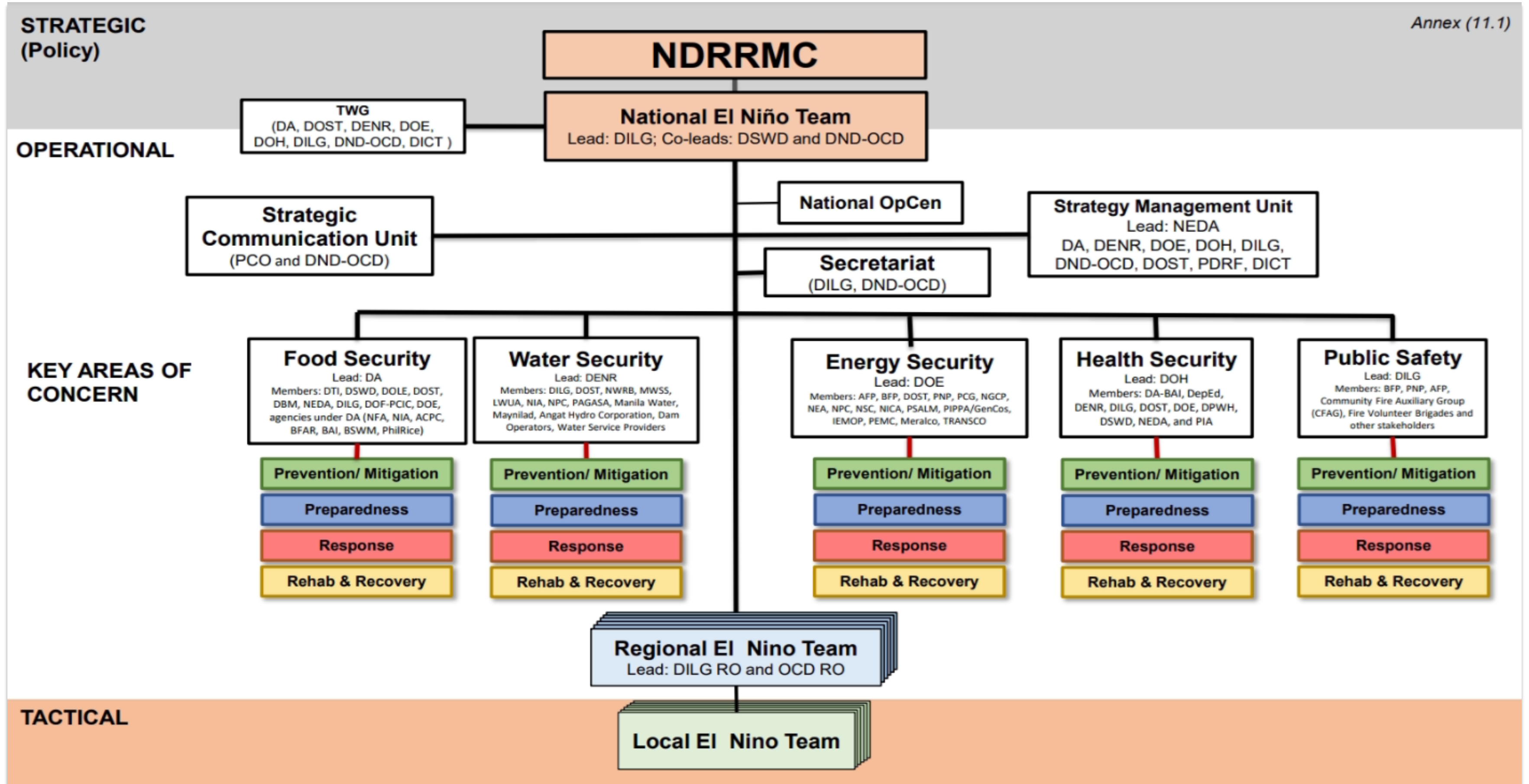
YEAR	TOTAL*			RICE			CORN			REMARKS
	Total Area Affected (ha)	Production Loss		Total Area Affected (ha)	Production Loss		Total Area Affected (ha)	Production Loss		
		Volume (mt)	Value (P Billion)		Volume (mt)	Value (P Billion)		Volume (mt)	Value (P Billion)	
2019 (Feb-Aug)	362,171	631,339	10.96	209,366	315,103	6.11	147,648	303,742	4.62	Weak El Niño
2015-2016 (Feb-Jun)	556,721	1,480,672	15.2	230,040	491,238	7.22	256,413	510,457	5.30	Strong El Niño
2009-2010 (Jun-May)	555,102	1,183,753	17.44	293,474	540,468	9.19	251,548	623,580	8.11	Strong El Niño
2006-2007 (Aug-Feb)	224,419	321,164	3.03	86,214	25,411	0.64	137,814	292,072	2.37	Weak El Niño
2004-2005 (Jun-Feb)	203,111	332,226	1.38	45,047	51,765	0.21	158,064	280,461	1.17	Weak El Niño
2002 - 2003 (Apr-Mar)	158,573	340,938	1.34	112,132	247,254	0.89	46,219	93,684	0.4	Moderate El Niño
1997-1998 (Apr-May)	677,441	1,056,743	3.07	377,071	684,262	1.55	300,370	372,481	1.52	Strong El Niño
2023-2024 (July-June)	270,855	784,344	15.3	109,822	332,520	6.04	131,717	325,927	5.3	Strong El Niño

Impact to the Agriculture and Fisheries Sectors



National El Niño Team/Task Force

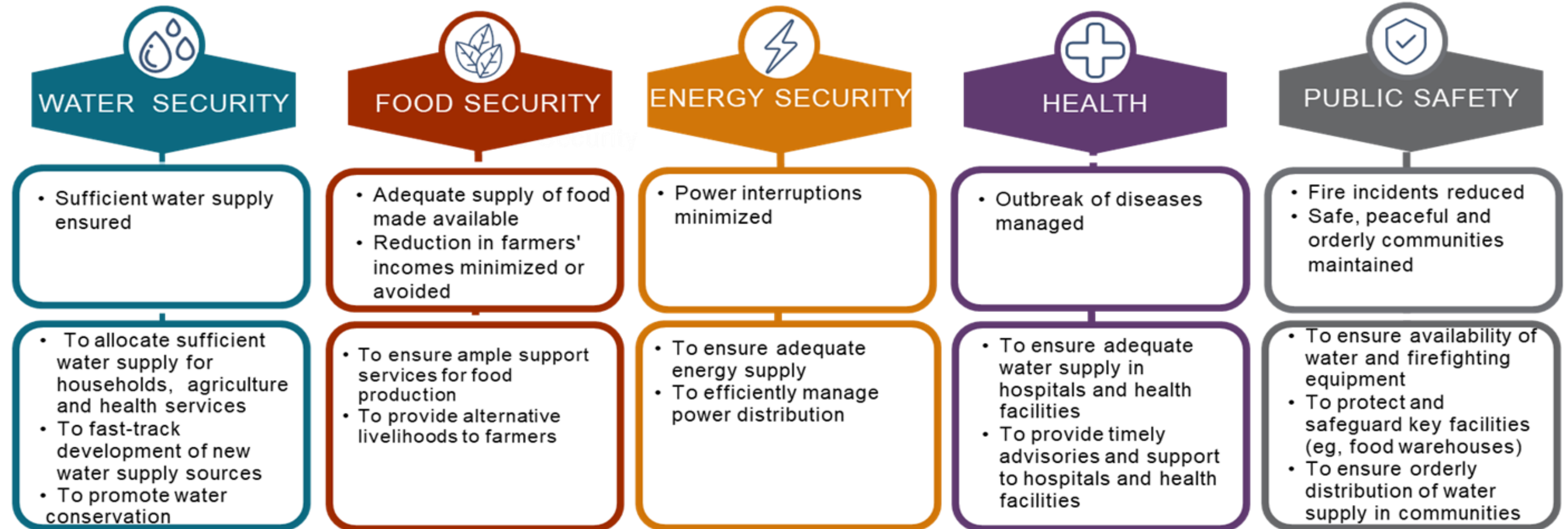
Annex (11.1)



El Niño National Action Plan Framework

SOCIETAL GOAL: Increase resiliency of communities

GOAL FOR THE NAP: mitigate and address the impacts of 2023-2024 El Niño



Information dissemination, management of watersheds and coastal/marine resources, monitoring hazards, diseases and market conditions

Coordination in Practice

- *Coordination among institutions are done upon activation of the National El Nino Team (Office of the Civil Defense as the Chair) based on the forecast of the PAGASA on the probability of El Nino occurrence.*
- *Coordination is done through submission of reports from various agencies concerned and conduct of regular meetings of the National El Nino Team. Monitoring is regularly done through existing early warning systems such as water level of major dams, and press briefings of the PAGASA (national weather bureau).*
- *Timely actions are crucial and made based on the received information by the National El Nino Team.*

Lessons Learned

- *Harmonized or coordinated actions is key to the implementation of activities of the National El Nino Team.*
- *The main challenge in addressing drought is increasing the proactive measures needed prior to its occurrence to minimize impacts. Readily accessible funds are also key to implementing these actions.*
- *National drought plan (NDP) is highly important to address drought. The NDP should be crafted and implemented by all concerned government agencies,.*

THANK YOU.

*“Lupa’t Tubig ay Pag-ingatan at Pangalagaan,
Tungo sa Maunlad na Agrikultura at Kabuhayan.”*



www.bswm.da.gov.ph



@OfficialBSWM



customers.center@bswm.da.gov.ph

water@bswm.da.gov.ph



(632) 8273-2474 local 3202

(632) 8273-2474 local 3213

DA-BSWM

Department of Agriculture-Bureau of Soils and Water Management



WORLD
METEOROLOGICAL
ORGANIZATION



Global Water
Partnership



INTEGRATED DROUGHT
MANAGEMENT PROGRAMME



Food and Agriculture
Organization of the
United Nations